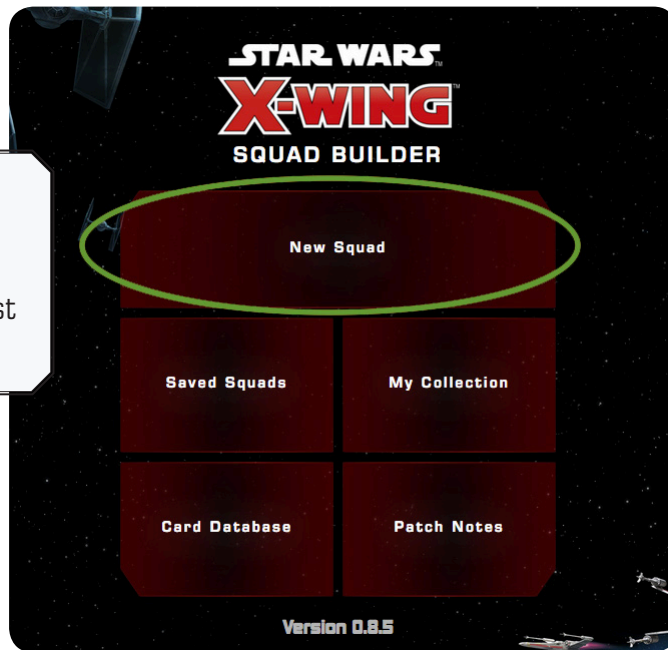


# CUSTOM GAME MODES

Creating a custom game mode is a feature in the desktop version of the *X-Wing* Squad Builder that allows a user to create their own unique way to play *X-Wing* by defining the available ships and upgrades. This Custom Format can then be saved to your profile and shared with friends via a link. Other players can click that link, review the Custom Format, and save it to their own profile. Our hope is that this will allow event organizers and friends to share fun and thematic Custom Formats with their friends, diversifying the ways that players can enjoy *X-Wing*! Below is an overview of how to create your own Custom Format and share it with others.

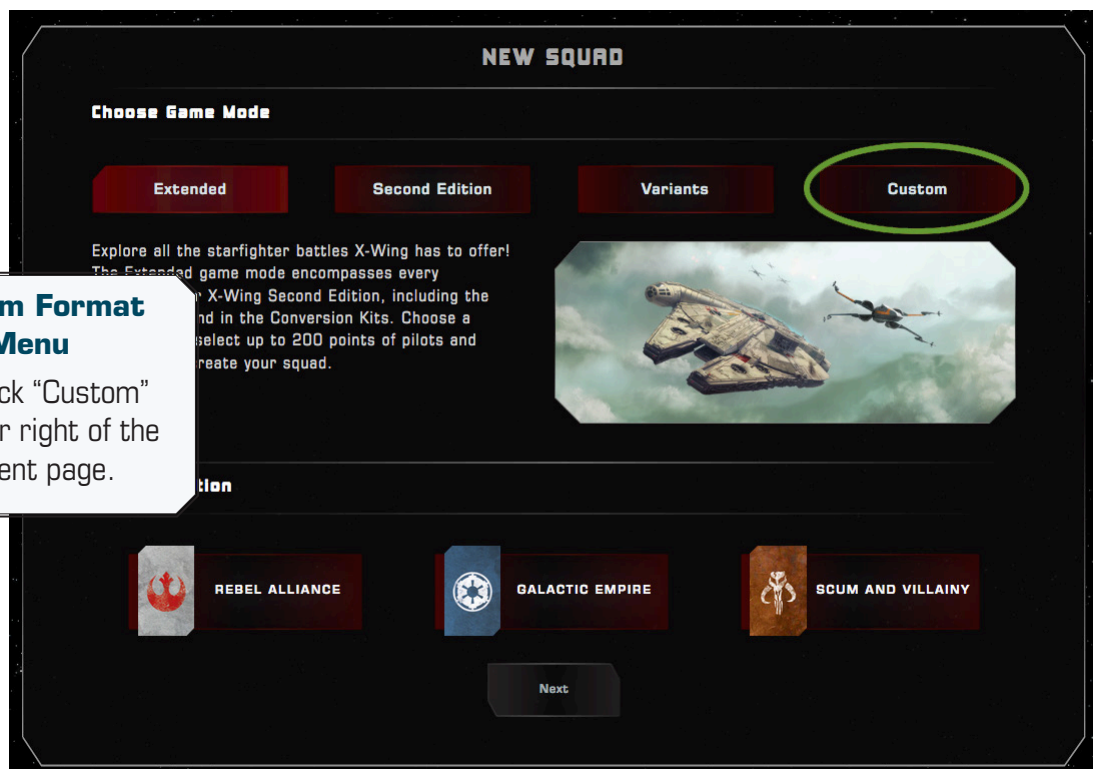
## Navigating to the Menu

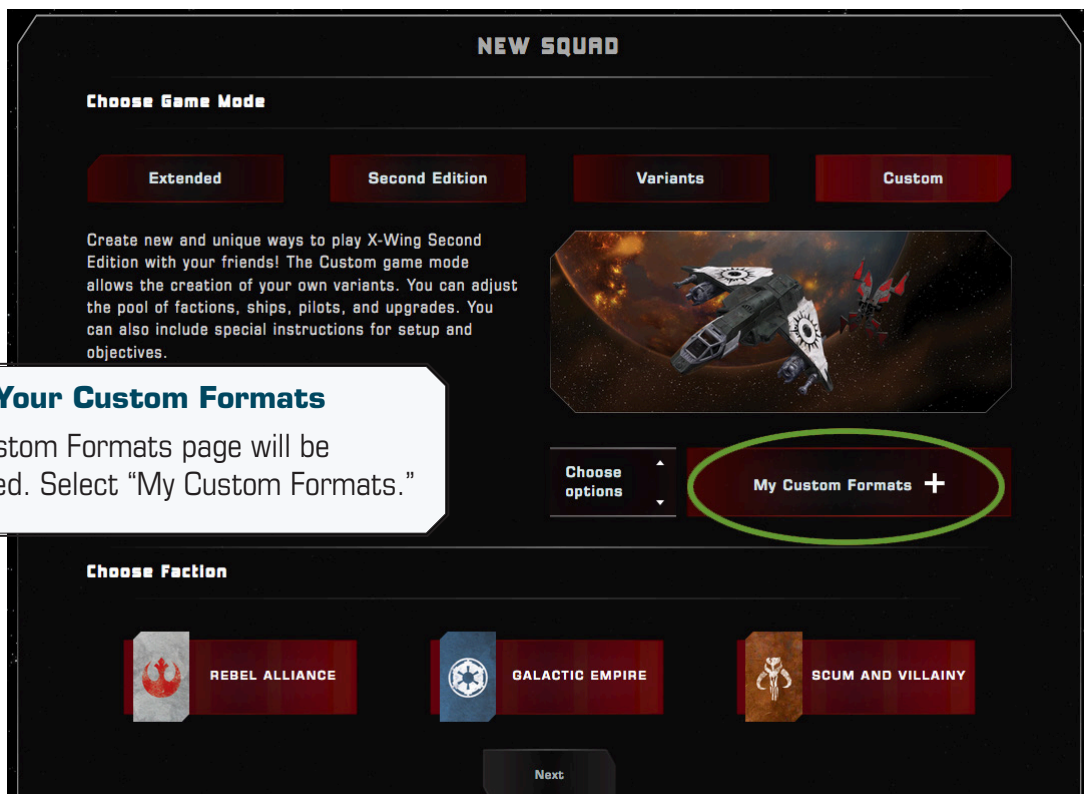
To create a new Custom Format, first click "New Squad."



## Custom Format Menu

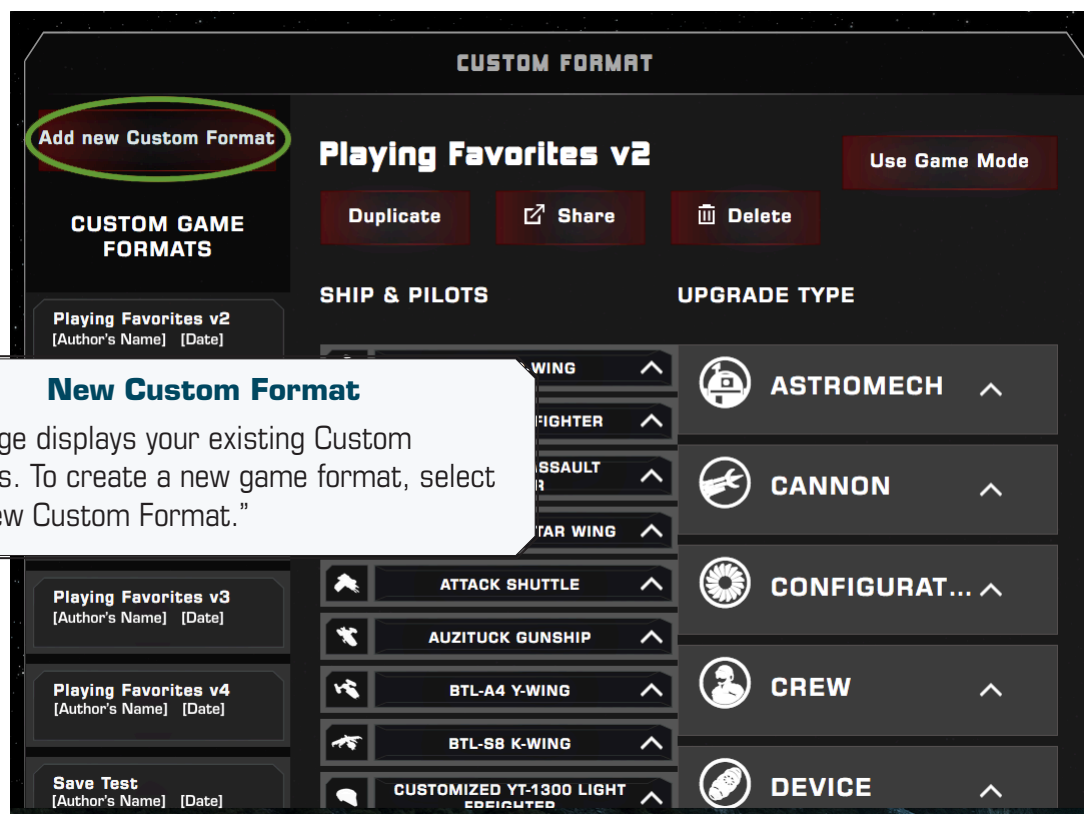
Then, click "Custom" at the far right of the subsequent page.





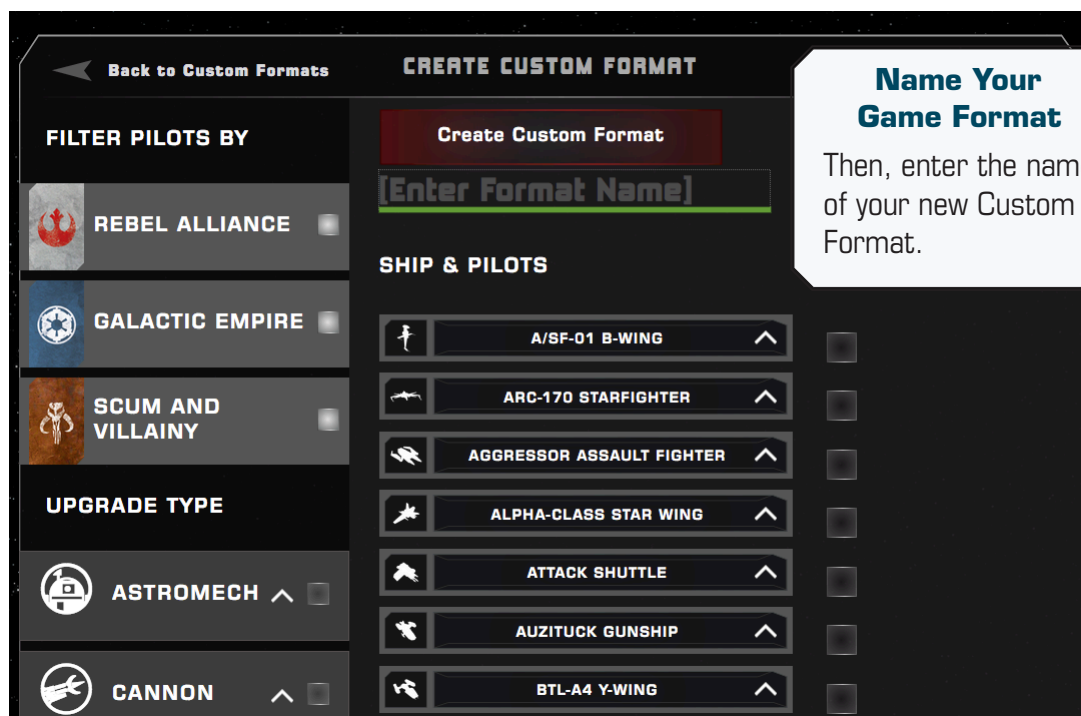
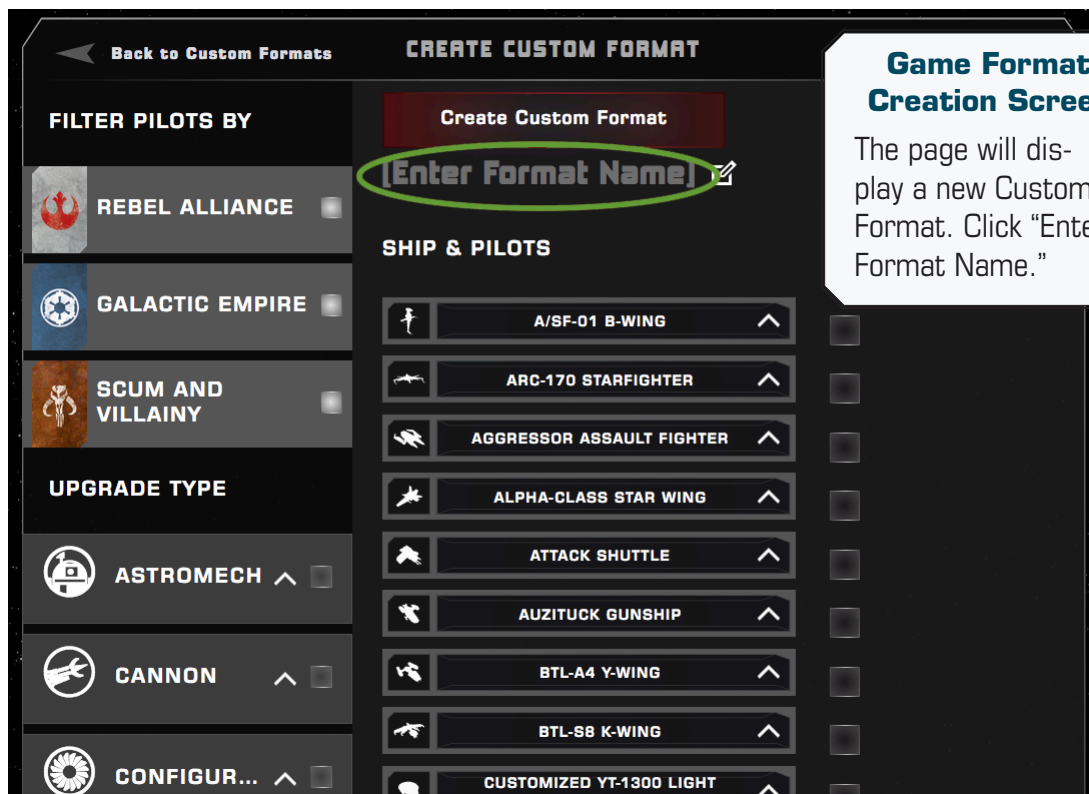
### Your Custom Formats

The Custom Formats page will be displayed. Select "My Custom Formats."



### New Custom Format

This page displays your existing Custom Formats. To create a new game format, select "Add new Custom Format."



## Display Name

This will now display the name of your new Custom Format.

**CREATE CUSTOM FORMAT**

Back to Custom Formats

**Trench Run**

Create Custom Format

**FILTER PILOTS BY**

**REBEL ALLIANCE** ☐

**GALACTIC EMPIRE** ☐

**SCUM AND VILLAINY** ☐

**UPGRADE TYPE**

**ASTROMECH** ☐

**CANNON** ☐

**SHIP & PILOTS**

	A/SF-01 B-WING	<input type="checkbox"/>
	ARC-170 STARFIGHTER	<input type="checkbox"/>
	AGGRESSOR ASSAULT FIGHTER	<input type="checkbox"/>
	ALPHA-CLASS STAR WING	<input type="checkbox"/>
	ATTACK SHUTTLE	<input type="checkbox"/>
	AUZITUCK GUNSHIP	<input type="checkbox"/>
	BTL-A4 Y-WING	<input type="checkbox"/>
	BTL-S8 K-WING	<input type="checkbox"/>

## Double-Check Your List!

Note that you should NOT click "Create Custom Format" until you have finished selecting all of the ships and upgrades for your custom format. This button will finalize your new game format.

**Select Legal Ship Types**

Scroll through the list of ships on the right to select the ships you want for your Custom Format. To add all ships of a given ship type to your game format, click the square next to the name.

	TIE ADVANCED X1	<input checked="" type="checkbox"/>
	TIE REAPER	<input type="checkbox"/>

**View Individual Pilots**

To see the individual pilots, click the chevron to open the list of pilots.

	TIE ADVANCED X1	<input type="checkbox"/>
	TIE REAPER	<input type="checkbox"/>
	TIE/D DEFENDER	<input type="checkbox"/>
	TIE/AG AGGRESSOR	<input type="checkbox"/>

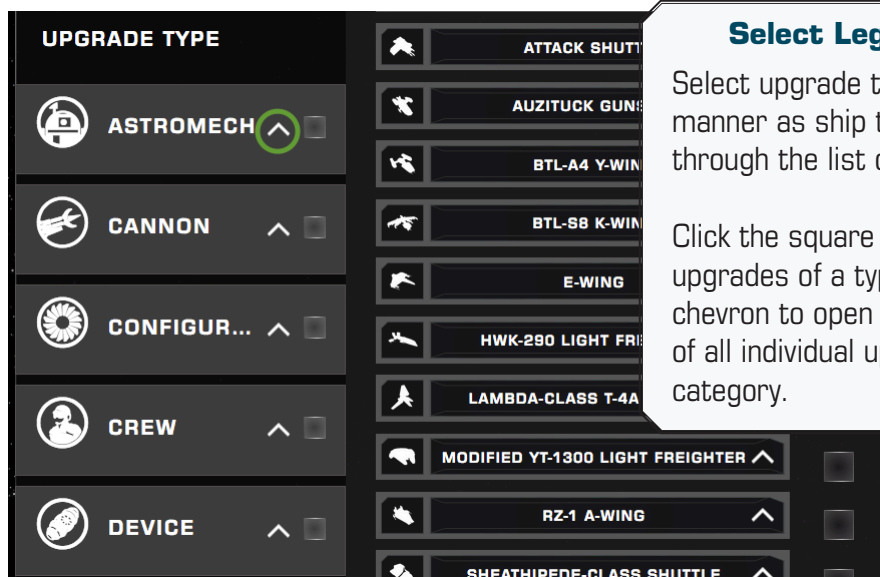
**Select Individual Pilots**

Then, click the squares next to the individual pilot names to select them. In this case, only Darth Vader is selected as an eligible TIE Advanced x1 pilot.

TIE ADVANCED X1		
Darth Vader	(70)	<input checked="" type="checkbox"/>
Maarek Stele	(50)	<input type="checkbox"/>
Ved Foslo		
Zertik Strom		
Storm Squadron Ace		
Tempest Squadron Pilot		

TIE ADVANCED X1		
Darth Vader	(70)	<input checked="" type="checkbox"/>
Maarek Stele	(50)	<input type="checkbox"/>
	(47)	<input type="checkbox"/>
	(45)	<input type="checkbox"/>
Ace	(43)	<input type="checkbox"/>
n Pilot	(41)	<input type="checkbox"/>

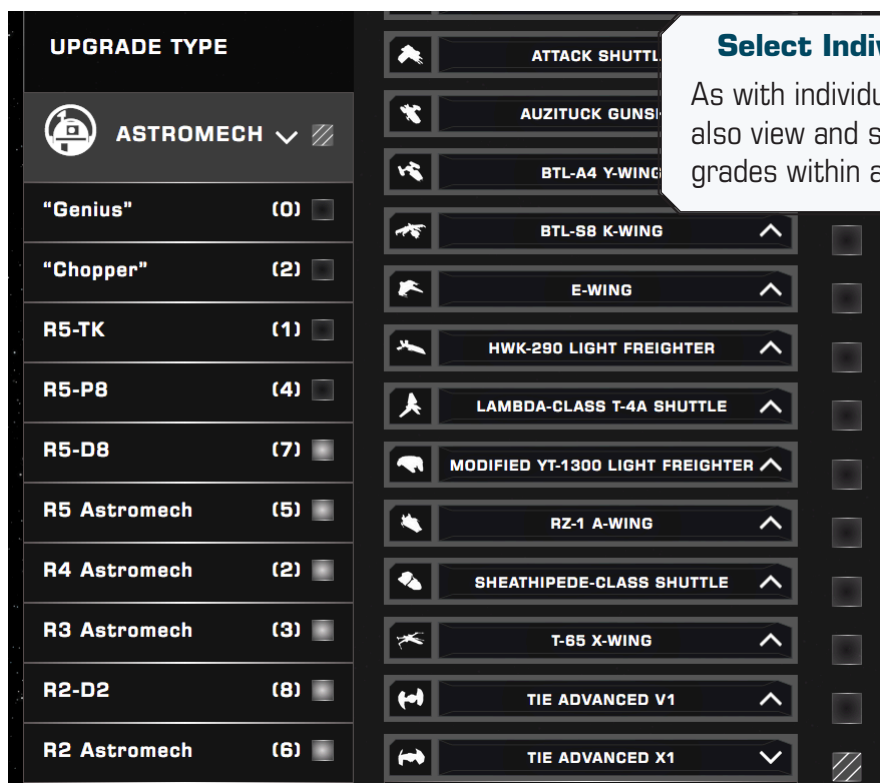




### Select Legal Upgrades

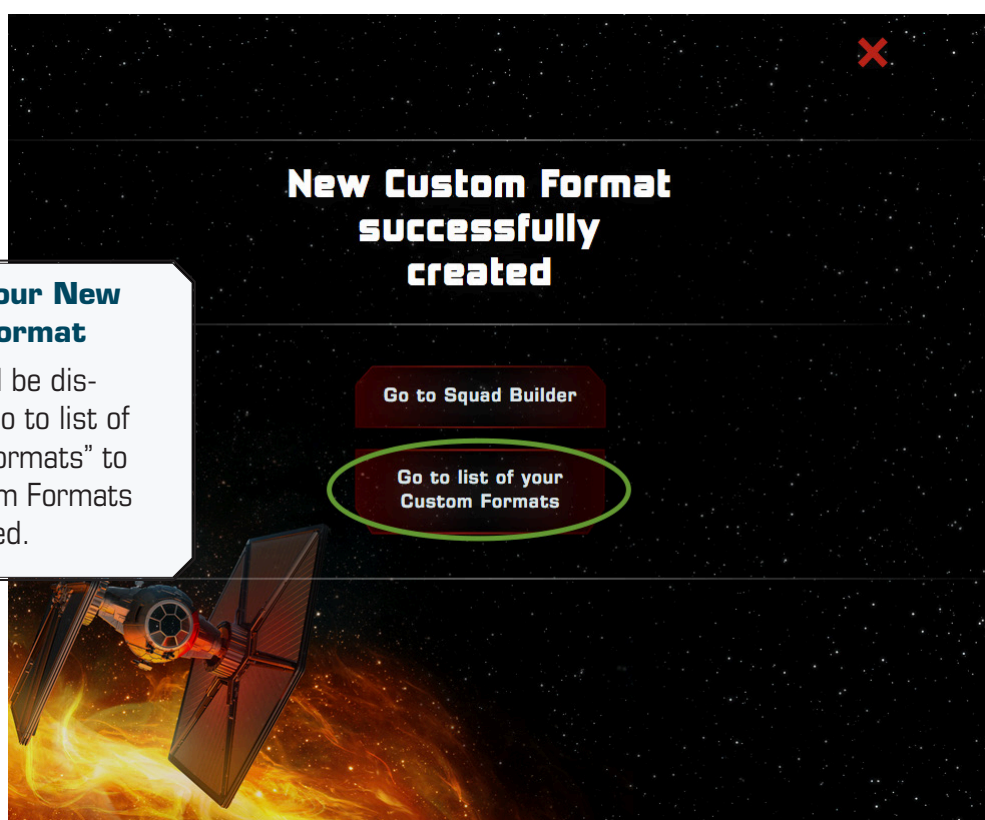
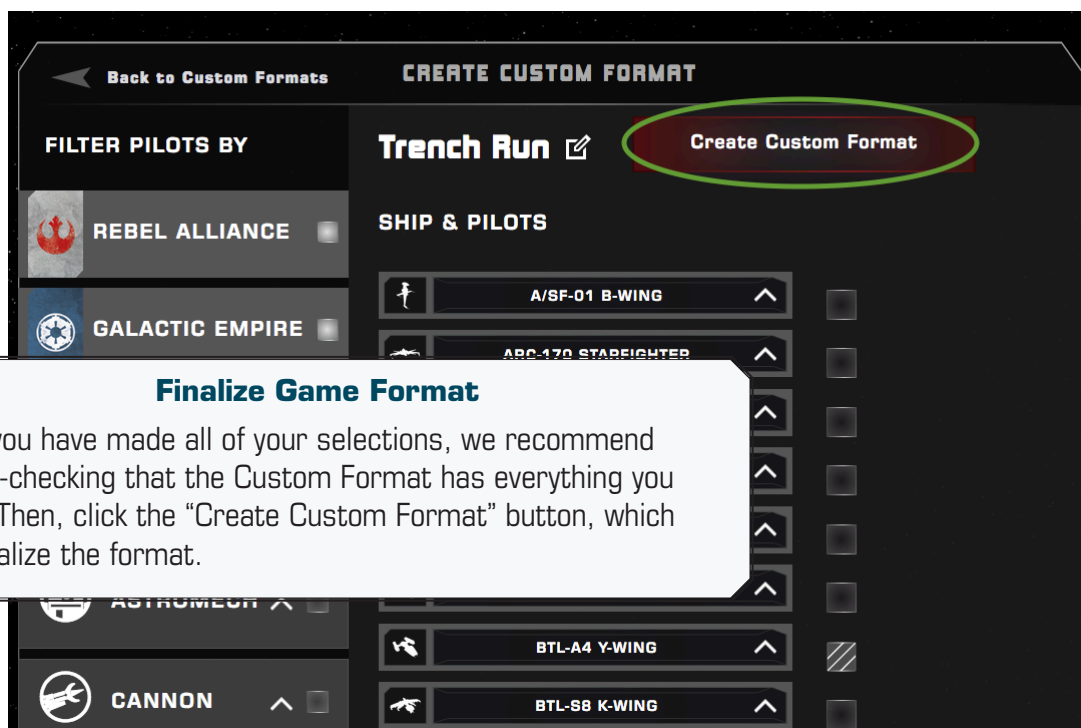
Select upgrade types in the same manner as ship types, scrolling through the list on the left.

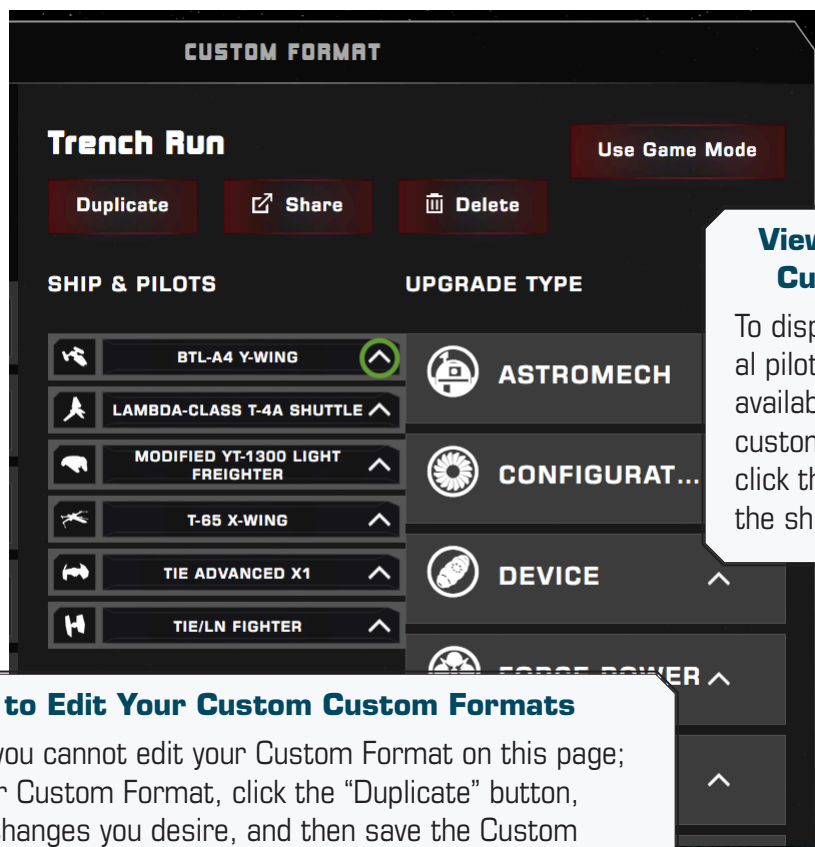
Click the square to select all upgrades of a type, or use the chevron to open or close the menu of all individual upgrades within the category.



### Select Individual Upgrades

As with individual pilots, you can also view and select individual upgrades within an upgrade category.



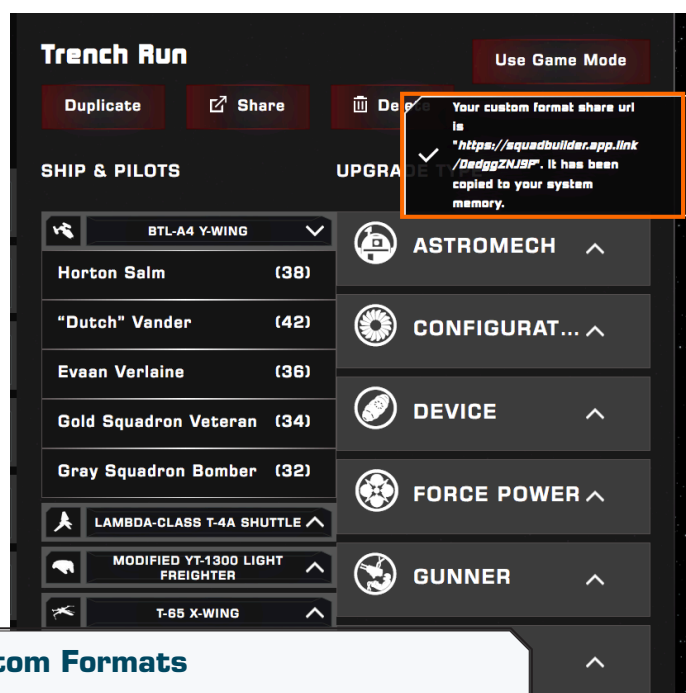
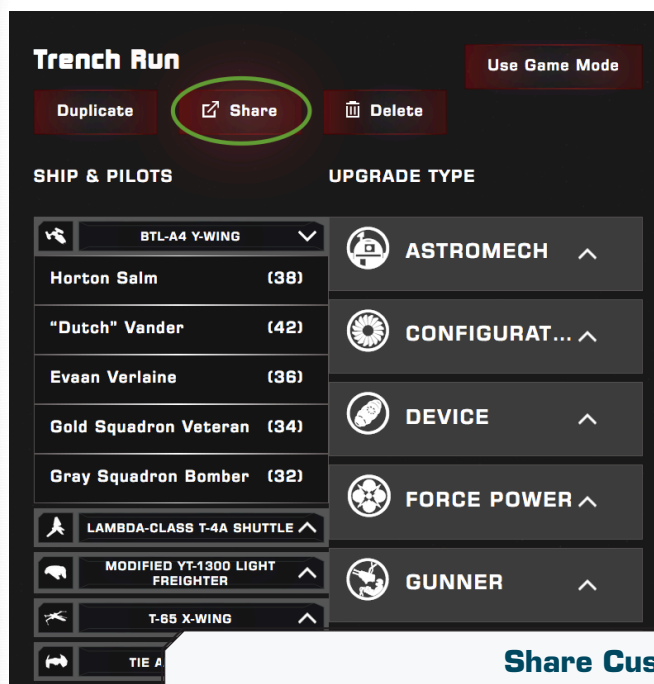


### Viewing a Custom Custom Format

To display the individual pilots and upgrades available within your custom Custom Format, click the chevron next to the ship or upgrade type.

### How to Edit Your Custom Custom Formats

Note that you cannot edit your Custom Format on this page; to edit your Custom Format, click the "Duplicate" button, make the changes you desire, and then save the Custom Format with a new name, different from the previous one (such as "Trench Run v2"). This is done to ensure Custom Formats under the same name that are shared with others remain consistent.

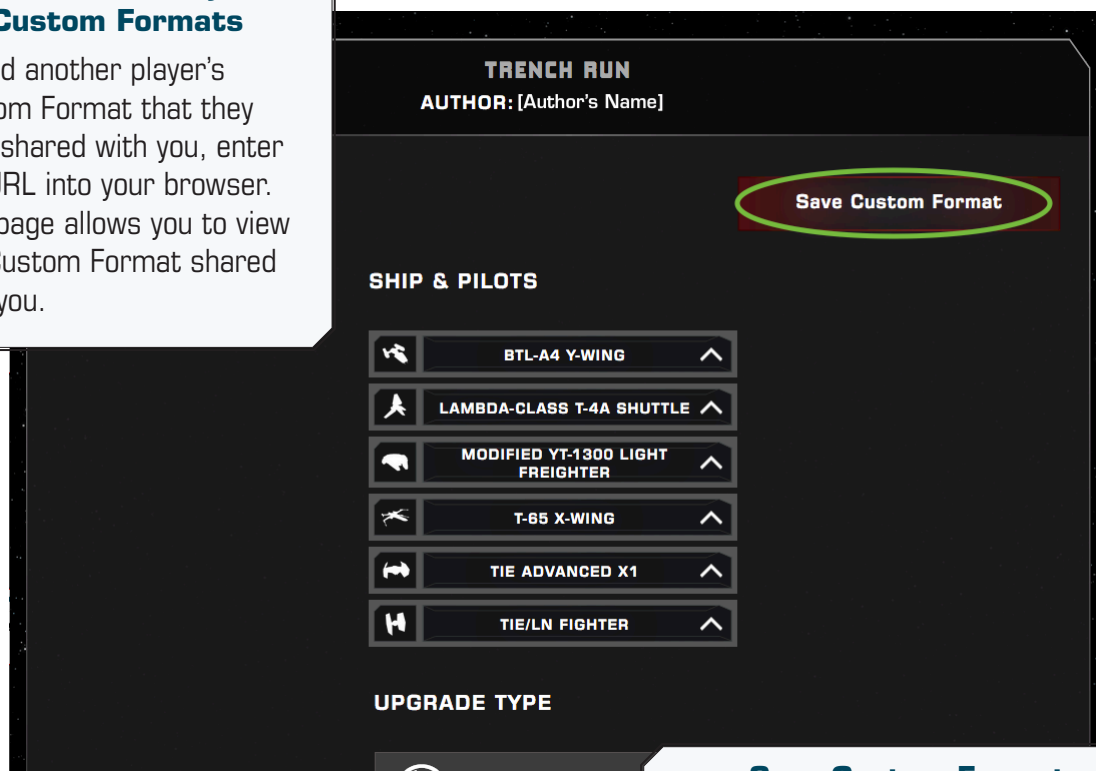


### Share Custom Formats

To share your Custom Format with other people, click the "Share" button. This will copy a shareable URL to your pasteboard. You can send this link via email so that your friends can see your Custom Format and add it to their list of available options.

### Add Another Player's Custom Formats

To add another player's Custom Format that they have shared with you, enter the URL into your browser. This page allows you to view the Custom Format shared with you.



### Save Custom Format

Make sure you are logged in to your account, then click "Save Custom Format" to add it to your Custom Format library.

Thanks for taking the time to learn about this feature of the *X-Wing* Squad Builder. We will be adding more functionality and editability to creating your own custom game modes as new products and factions are made available. For now, enjoy creating your own game formats and sharing them with friends!